

PRECISION GRILL INSERTS
INSTALLATION INSTRUCTIONS
09-C FORD F-150, REGULAR CAB, SUPER CAB & SUPER CREW
PART #371430 (Summer Kit)

- Before you install your Precision Grill Insert, see the diagrams and parts list for necessary parts.
- Your Precision Grill Insert has been cleaned and the edge trimming applied. It is ready to install as Diagram #1 indicates.
- Thread the thumbscrew onto the clip, Diagram #2, just far enough to allow the locknut to fit fully onto the thumbscrew. Back the clip up against the locknut. This will allow you to manipulate the clip easier.
- You will have to hand bend each of the outside ends of the upper & lower channels fully before manoeuvring into place.
- Position your grill insert using the thumbscrew / clip assembly through the truck grill. Pull the screw assembly out until the clip engages the truck grill, Diagram #2. Maintain a slight pull on the thumbscrew and turn clockwise, finger tighten until snug.
- You may find it easier to start at one end of the grill. Snug the first clip and work towards the other end. Once all of the clips are in place, snug them finger tight only.
- Precision Grill Inserts are designed to fit your truck. If they do not fit perfectly, they are installed incorrectly.
- If at anytime your engine overheats, remove the insert.

#371464 – PARTS BAG CONTENTS

(20) Screw, #8x1-1/4" Part #016001	(20) Locknut, #8 Part #016002
(16) 'J' 1.5" Clip Part #370020	(4) 'C' 1.5" Clip Part #370021

STAINLESS STEEL PARTS

(1) Top Grill Part #371432	(1) Middle Top Grill Part #371433
(1) Bottom Grill Part #371435	(1) Middle Bottom Grill Part #371434
(1) LH Grill Part #371436	(1) RH Grill Part #371437

SEE DIAGRAMS ON PAGE 2.

Ford F150 Winter Grill Insert available from your Dealer - Part No. 371431

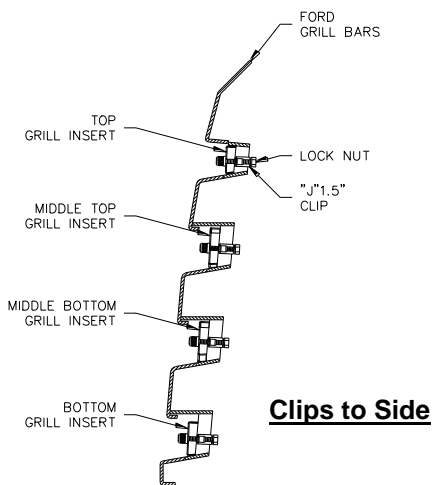
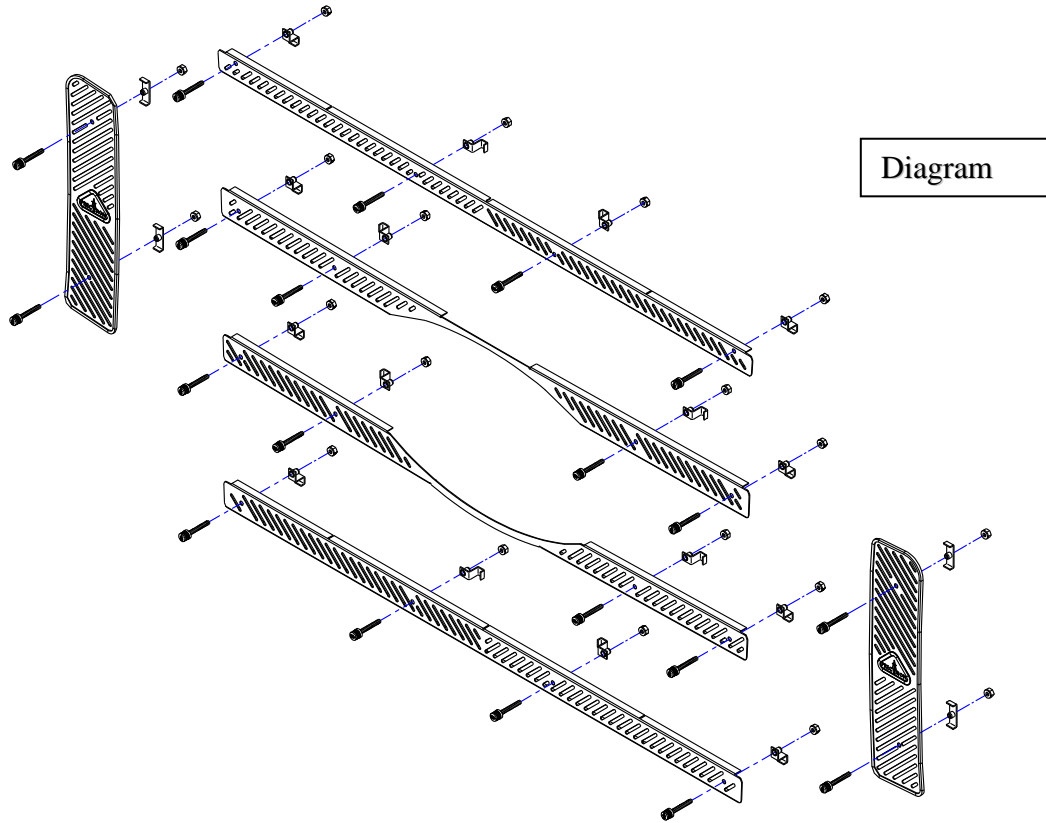
Ford Bumper screens also available from your Dealer!

PRECISION DESIGN & MANUFACTURING INC.

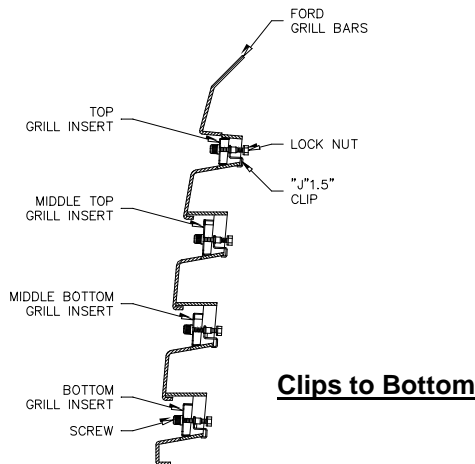
PRECISION GRILL INSERTS INSTALLATION INSTRUCTIONS

09-C FORD F-150, REGULAR CAB, SUPER CAB & SUPER CREW

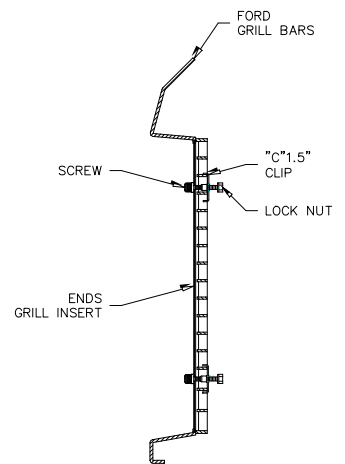
PART #371430 (Summer Kit)



TYPICAL MIDDLE CROSS SECTION (MIDDLE CLIP MOUNTS)



TYPICAL MIDDLE CROSS SECTION (END CLIP MOUNTS)



TYPICAL ENDS CROSS SECTION

PRECISION DESIGN & MANUFACTURING INC.