

IMPORTANT:

Manufacturer is not responsible for negligent use of vehicle with mud flaps installed, including over-tightening of screws and bolts causing damage to vehicle or mud flaps.


TOOLS REQUIRED



Electric or re-chargeable
1/2" or 3/8" drill.



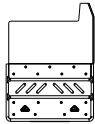
5/16" socket driver



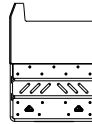
1/8" Drill Bit

SCREWS / FASTENERS / WASHERS / FLAPS PARTS BAG #750464

a) (1) Flap Assembly
PS
Part #750204



b) (1) Flap Assembly
DS
Part #750203



c) (16) Screw, TEK, 410 SS
#10 x 1"
Part #010009



d) (16) Washer, Flat
0.203" x 1.0, 18ga. SS
Part #018031

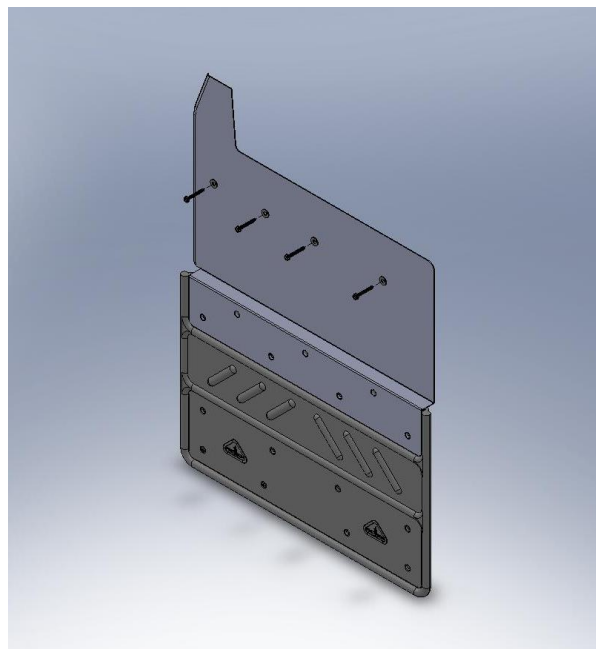


Prior to installation of your Precision Mud Flap, see the above diagrams and parts list for all necessary parts. Start on the driver's side.

INSTALLATION

For ease of installation, it is suggested that the wheel be removed.

1. Before installation, peel protective plastic covering from the stainless steel panels.
2. Hold the flap up against the wheel well, at the desired height, align straight and clamp into place.
3. Drill required mounting holes to correspond to the truck fender or fender liner.
4. Fasten the flap with Tek screws/washers.



- ✓ Check all fasteners for tightness. Repeat procedure on the passenger side
-

751306, Universal Dually, cont'd

MAINTENANCE TIPS

Rubber Care

Maintaining your rubber mud flaps is the same as looking after your tires. Use soap and water to remove road dirt and debris and then clean rubber with any good rubber weather/wear protector that you would use on your tires. All Precision Mud Flaps are made from new virgin rubber for long lasting great looks.

Stainless Steel Care

Keeping your mud flaps looking great requires proper care to be taken with your stainless steel - the same care that you would take to look after the paint on your truck. High amounts of salt will deteriorate even the finest stainless steel if it is continuously abused. Wash the stainless steel on your mud flaps from time to time to remove any road grime or salt. To shine, use window cleaner to remove any spots or streaks.

**Precision Mud Flaps
are manufactured with the finest rubber and stainless steel fasteners.**

**With proper maintenance and cleaning, your mud flaps will look great
for years to come!**